UNIQUE

ENGINEERING TOOLS

PRODUCT CATALOGUE

UNIQUE
ENGINEERING TOOLS

CODE NO. 101 UTW

'UNITORQ' ADJUSTABLE CLICK TYPE TORQUE WRENCHES "UTW" SERIES

NON-RATCHETING	TORQUE RANGE lb.ft.	lb.in	Kgfm.	Nm.	SQ. DRIVE	OAL mm	Wt. Kg. (approx.)
UTW-100	2-8	20-100	0.3-1.2	2.5-11	3/8"	318.0	0.60
UTW-300	4-24	40-300	0.5-3.4	5-33	3/8"	422.0	0.75
UTW-600	10-50	100-600	1.2-7	12-68	1/2"	476.0	1.10
UTW-1200	20-100	200-1200	3-14	25-135	1/2"	546.0	1.70
UTW-2000	40-160	400-2000	5-23	50-225	1/2"	597.0	2.50
UTW-3000	50-250	600-3000	7-35	70-330	1/2"	825.0	3.20
UTW-5000	100-410	1200-5000	14-57	140-560	3/4"	1130.0	6.70
UTW-7200	150-600	1800-7200	20-82	200-810	3/4"	1161.0	7.10
UTW-8400	350-700	4200-8400	48-95	480-940	3/4"	1397.0	13.0
UTW-8400A	350-700	4200-8400	48-95	480-940	1"	1397.0	13.0
UTW-12300	500-1000	6000-12300	70-140	700-1000	1"	1506.0	13.5
UTW-15300	750-1400	9000-15300	105-195	1015-1890	1"	1506.0	13.5

CODE NO. 101 UTR

'UNITORQ' ADJUSTABLE CLICK TYPE TORQUE WRENCHES "UTR" SERIES

RATCHET MODEL	TORQUE RANGE lb.ft.	lb.in	Kgfm.	Nm.	SQ. DRIVE	OAL mm	Wt. Kg. (approx.)
UTR-100	2-8	20-100	0.3-1.2	2.5-11	1/4"	318.0	0.70
UTR-300	4-24	40-300	0.5-3.4	5-33	1/4"	422.0	0.85
UTR-600	10-50	100-600	1.2-7	12-68	3/8"	476.0	1.20
UTR-1200	20-100	200-1200	3-14	25-135	1/2"	546.0	2.00
UTR-2000	40-160	400-2000	5-23	50-225	1/2"	610.0	3.00
UTR-3000	50-250	600-3000	7-35	70-330	1/2"	845.0	4.00
UTR 5000	100-410	1200-5000	14-57	140-560	3/4"	1130.0	7.20
UTR-7200	150-600	1800-7200	20-82	200-810	3/4"	1261.0	7.50
UTR-8400	350-700	4200-8400	48-95	480-940	3/4"	1397.0	13.3
UTR-8400A	350-700	4200-8400	48-95	480-940	1"	1397.0	13.3
UTR-12300	500-1000	6000-12300	70-140	700-1000	1"	1505.0	14.0
UTR-15300	750-1400	9000-15300	105-195	1015-1890	1"	1505.0	14.0

UNITORQ WRENCHES ACCURACY ± 4% ASSURED

CODE NO. 101 UTM

'UNITORQ' HAND TORQUE MULTIPLIERS UTM/UTMH SERIES

MODEL NO. Plain Type	Handle Type	TORQUE CAPACITY lb.ft.	Kgm.	BOLT CAPACITY A.F.	mm.	RATIO	FEMALE INPUT SQ. IN	MALE OUTPUT SQ. IN	RECOMM. TORQUE WRENCH
UTM-1	UTMH-1	1250	170	1.1/8	28	5	1/2	3/4	TQTR-3000
UTM-2	UTMH-2	1250	170	1.1/8	28	5	3/4	1	TQTR-3000
UTM-2/25	UTMH-2/25	1250	170	1.1/8	28	25	1/2	1	TQTR-1200
UTM-5	UTMH-5	2000	275	1.3/8	35	5	3/4	1	TQTR-5000
UTM-5/25*	UTMH-5/25	2000	275	1.3/8	35	25	1/2	1	TQTR-1200
UTM-6	-	2500	345	1.1/2	38	5	3/4	1.1/2	TQTR-7200
UTM-6/25*	-	2500	345	1.1/2	38	25	1/2	1.1/2	TQTR-1200
UTM-7	-	4500	622	2.1/2	62	5	3/4	1.1/2	TQTR-1500
UTM-7/25*	-	4500	622	2.1/2	62	25	3/4	1.1/2	TQTR-3000
UTM-7/25SD	-	4500	622	2.1/2	62	25	3/4	1.1/2	TQTR-3000
UTM-7/125*	-	4500	622	2.1/2	62	125	1/2	1.1/2	TQTR-800
UTM-7/125SD*	-	4500	622	2.1/2	62	125	1/2	1.1/2	TQTR-800
UTM-9/25*	-	7000	968	3.0	75	25	3/4	1.1/2	TQTR-7200
UTM-9/125	-	7000	968	3.0	75	125	1/2	1.1/2	TQTR-1200
UTM-11/25*	-	12500	1734	3.1/2	89	25	3/4	2.1/2	TQTR-12300
UTM-11/125*	-	12500	1734	3.1/2	89	125	1/2	2.1/2	TQTR-2000
UTM-13/125*	-	35800	4845	4.1/2	114	125	3/4	2.1/2	TQTR-5000

NOTE : (*) are fitted with anti-wind-up ratchet mechanism.

UNIQUE
ENGINEERING TOOLS

Code 102 : UNIQUE TURNING TOOL HOLDER (American Pattern)

Code No.	Size of Holder (in Inches)	Size of Tool Bit (in Inches)
102-1	5/16 x1/2x4	1/8
102-2	5/16x3/4x4.1/4	3/16
102-3	3/8x7/8x5	1/4
102-4	1/2x1.1/8x6	5/6
102-5	5/8x1.1.3/8x7	3/8
102-6	3/4x1.5/8x8	7/16
102-7	7/8x1.3/4x9	1/2
102-8	1x2x11	5/8
102-9	1.1/4x2.1/4x13	3/4
102-10	1.1/2x2.1/2x16	7/8

Supplied Without Tool Bits
Left & Rights Shapes Are Also Available

Code 103 : UNIQUE TURNING TOOL HOLDER (English Pattern)

Code No.	Size of Holder (in Inches)	Size of Tool Bit (in Inches)
103-1	1/2x5/8x4	1/8
103-2	1/2x9/16x4.1/2	3/16
103-3	5/8x3/4x7.1/2	1/4
103-4	3/4x7/8x8.1/2	5/16
103-5	7/8x1x9.1/2	3/8
103-6	7/8x1.1/8x10	7/16
103-7	1.1/8x1.1/4x11.1/2	1/2

Supplied Without Tool Bits
Left & Rights Shapes Are Also Available

Code 103A : UNIQUE INDEXABLE LATHE TOOLS Set of 6 Pcs.

Code No.	Square Sizes (in Inches)	Square Sizes (in mm)
103A-1	1/4	6
103A-2	5/16	8
103A-3	3/8	10
103A-4	1/2	12

Supplied with Inserted Carbide Tips

Code 104: UNIQUE TURNING TOOL HOLDER (Adjustable)

Code No.	CAPACITY (in Inches)	OVERALL LENGTH (in Inches)
104-1	3/16 to 1/4	5
104-2	1/4 to 5/16	5.1/2
104-3	5/16 to 3/8	6
104-4	3/8 to 1/2	8

Supplied Without Tool Bits

UNIQUE
ENGINEERING TOOLS

Code 105: UNIQUE CUTTING OFF & SIDE TOOL HOLDERS

(J & S Pattern)

Code No.	Size of Holder (in Inches)	Cut of Blade (in Inches)
105-1	5/16X9/16X3.1/2	1/16x5/16
105-2	5/16X3/4X4 1/2	3/32x1/2
105-3	3/8X7/8X5	3/32x5/8
105-4	1/2X1.1/8X6	1/8x3/4
105-5	5/8X1.3/8X7	1/8x7/8
105-6	3/4X1.5/8X8	3/16x1
105-7	7/8X1.3/4X9	3/16x1.1/8
105-8	1x2x10	1/4x1.1/4
105-9	1.1/4x2.1/4x11	1/4x1.3/8

Supplied Without Blades
Left & Rights Shapes Are Also Available

Code 106: UNIQUE CUTTING OFF PARTING TOOL HOLDER (Eclipse Type)

Code No.	Size of Holder (in Inches)	Blade Holder Size (in Inches)
106-1	1/2x1.1/8x6	1/2-5/8
106-2	5/8x1-3/8x7	3/4-7/8
106-3	3/4x1.3/4x7.1/2	1-1-1/8

Supplied Without Tool Bits

UTH 107: UNIQUE PARTING OFF TOOL HOLDERS (Tee Type)

Code No.	Capacity (in Inches)
107-1	3/32x1/2
107-2	3/32x5/8
107-3	1/8x3/4
107-4	1/8x7/8
107-5	3/16x1

Supplied Without Cut of Blades

UKH 108: UNIQUE KNURLING TOOL HOLDERS WITH HIGH SPEED STEEL KNURLS

Code No.	Size Of Holder (in Inches)	Knurls Dia (in Inches)	No. of Knurls
108-1	1/2X1/2X4	3/8x1/4x1/4 (1019)	1
108-2	5/16x3/4x5	5/8x3/16x7/32 (1755)	2
108-3	3/8x7/8x5.1/2	5/8x3/16x7/32 (1756)	2
108-4	1/2x1.1/8x6.1/2	3/4x3/8x1/4 (1757)	2
108-5	5/8x1.3/8x7.1/2	3/4x3/8x1/4 (1758)	2
108-6	5/16x3/4x5	5/8x5/16x7/32x(1112)	6
108-7	3/8x7/8x5.1/2	5/8x5/16x7/32x(1113)	6
108-8	1/2x1.1/8x6.1/2	3/4x3/8x1/4 (1114)	6
108-9	5/8x1.3/8x7.1/2	3/4x3/8x1/4 (1115)	6
108-10	1/2x7/8x6.1/2	3/4x3/8x1/4 (1116)	6
108-11	1/2x1/2x4.1/2	3/4x3/8x1/4 (1117)	2

UNIQUE
ENGINEERING TOOLS

Code 109: UNIQUE KNURLS SPARES (H.S.S.)

Code No.	Dia (In Inches)	Width (In Inches)	Bore (In Inches)
109-1	5/8	5/16	7/32
109-2	3/4	3/8	1/4
109-3	1	3/8	5/16

All Shapes & Style Available

Code 110: UNIQUE DOUBLE ENDED ONE PIECE BORING BAR WITH HOLDER

Code No.	Size of Bar (In Inches)	Size of Block (In Inches)	Suitable for Sq. Bit Size (Inches)
110-1	3/8x4.1/2	1/2x2.1/4	1/8
110-2	7/16x5.1/2	1/2x2.1/2	3/16
110-3	9/16x6.3/4	5/8x3	1/4
110-4	3/4x9	7/8x3.3/4	5/16
110-5	1.5/16x11.1/4	1.1/4x4.1/2	3/8
110-6	1.1/8X12.3/4	1.3/8X4.1/2	7/16
110-7	1.5/16x15.3/4	1.5/8x5	1/2

Supplied Without Tool Bit

Code 111: UNIQUE ENGINEER'S STEEL SQUARE

Code No.	Size (In Inches)
111-1	2
111-2	3
111-3	4
111-4	6
111-5	8
111-6	9
111-7	10
111-8	12
111-9	18
111-10	24
111-11	36
111-12	42
111-13	48



UES 112: UNIQUE CARPENTER TRY SQUARE

Code No.	Size In Inches
Stainless Steel Blades Both Side Graduated	
112-1	6
112-2	8
112-3	10
112-4	12
112-5	18
112-6	24
Stainless Steel Blades Single Side Graduated	
112-1 S	6
112-2 S	8
112-3 S	10
112-4 S	12
112-5S	18
112-6S	24

UNIQUE
ENGINEERING TOOLS

Code 113: UNIQUE MASON SQUARE

Code No.	SIZE MM	SIZE INCHES
113-1	100	4
113-2	150	6
113-3	200	8
113-4	250	10
113-5	300	12
113-6	400	16
113-7	500	20
113-8	600	24
113-9	700	28
113-10	800	32
113-11	1000	40

Available With Base Also

Code 113A: UNIQUE TOOL MAKER'S ADJUSTABLE SQUARE

Code No.	SIZE MM	SIZE INCHES
113A-1	100	4



Code 114 : UNIQUE DIAL COMPRATOR STANDS- FINE ADJUSTMENT

Code No.	Description	Measuring Range (in Inches)	Fine Asjustment (in Inches)
114-1	ROUND SERRATED	5	1/8
114-2	ROUND FLAT	5	1/8
114-3	ROUND FLAT	5	1/8
114-4	SQUARE SERRATED	5	1/8
114-5	ROUND FLAT	11	1/8
114-6	ROUND FLAT	11	1/8
114-7	SQUARE FLAT	11	1/8
114-8	SQUARE SERRATED	11	1/8

Supplied Without Gauge

Code 115 : UNIQUE MICROMETER STAND

Code No.	Diameter of Base	Holding Capacity (in Inches)
115	4.3/8	9/16

Supplied Without Micrometer

UNIQUE
ENGINEERING TOOLS

Code 116: UNIQUE MAGNETIC BASE

Code No.	Model	Magnetic Pull (in Kgs.)
116-1	900A Push Button	15-20 Kg.
116-2	7010 ON/OFF Switch	30-35 Kg.

Code 117: UNIQUE MAGNETIC VEE BLOCKS

Code No.	Size of Vee Block LXWXH (MM)	Holding Capacity (in mm)
117-1	63x63x50	38
117-2	100x95x75	48
117-3	150x100x75	62

Supplied Single Pc & as Pair
Supplied in Wooden Box

Code 118 : UNIQUE POT MAGNETS

Code No.	Size (in Inches)
118-1	5/8x11/16
118-2	3/4x13/16
118-3	1x1.1/16
118-4	1.3/16x1.3/8

Supplied with Plated Keeper

UNIQUE
ENGINEERING TOOLS

Code 119: UNIQUE STEEL V BLOCKS & CLAMPS

Code No.	Size (in Inches)	V Capacity
119-1	1.1/4x1/4x1.5B	1
119-2	1.3/8x1.5/8x1.3/4	1
119-3	1.1/2x1.1.2x2	1.1/2
119-4	1.5/8x1.3/4x2.3/4	1.1/2
119-5	1.3/4x2.1/2x2.3/4	1.1/2
119-6	2.3/4x3.1/2x4.7/8	2.1/8
119-7	2x1.5/8x2	1.1/4
119-8	2.1/8x2.1/8x3	2
119-9	3x3x4	2.3/4

Code 119A: UNIQUE ULTIMATE VEE BLOCK & CLAMP ALL ANGLE

Code No.	BLOCK LENGTH INCHES	BLOCK LENGTH MM	BLOCK HEIGHT INCHES	BLOCK HEIGHT MM	BLOCK WIDTH INCHES	BLOCK WIDTH MM	CLAMPING CAPACITY INCHES	CLAMPING CAPACITY MM
119A-1	3.5/8	92	1.7/8	48	1.7/8	48	1.5/16	33

UVB 120: UNIQUE VEE BLOCKS (CAST IRON) (SUPPLIED IN MATCHED PAIR)

Code No.	No.	Dimensions of Blocks LengthxWidthxHeight Inches	mm	Clamping Capacity Inches	mm
120-1	U 230	2x1.1/2x1.1/2	50x38x38	1.1/2	38
120-1	U230B	3x1.1/2x1.1/2	75x38x38	1.1/2	38
120-1	U 221A	3x2x2	75x50x50	2.1/2	63
120-1	U221C	3x2.1/2x2.1/2	75x63x63	2.1/2	63
120-1	U222	4x3x1.1/2	100x75x38	3.1/2	88
120-1	U222A	4x2.1/2x2.1/2	100x63x63	3.1/2	88
120-1	U222B	4x3x3	100x75x75	3.1/2	88
120-1	U222D	4x3.1/2x3.1/2	100x88x88	3.1/2	88
120-1	U223	5x3.1/2x3.1/4	125x88x44	4.1/4	108
120-1	U223A	5x3x3	125x75x75	4.1/4	108
120-1	U223B	5x4x4	125x100x100	4.1/4	108
120-1	U224	6x4x2	150x100x50	5	125
120-1	U224A	6x4x4	150x100x100	5	125
120-1	U224B	6x5x5	150x125x125	5	125

UNIQUE
ENGINEERING TOOLS

Code 121: UNIQUE 4 WAY VEE-BLOCK (CAST IRON)

(Supplied in Matched Pair)

Code No.	LENGTH		HEIGHT		THICKNESS		CAPACITY OF VEE	
	MM	INCHES	MM	INCHES	MM	INCHES	INCHES	MM
121-1	3.3/4	95	2.3/4	70	1.3/8	35	3/4X1.3/1EX1.9/1EX2	20x30x40x50
121-2	4	100	4	100	1.3/16	30	3/4X1.3/1EX1.9/1EX2	20x30x40x50
121-3	4.3/4	120	4.3/4	120	1.3/8	35	1.3/16X1.3/16x2x2.3/8	30x40x50x60
121-4	4.3/4	120	4.3/4	120	2.3/8	60	1.3/16X1.3/16x2x2.3/8	30x40x50x60
121-5	6	150	6	150	3	75	1.3/16x2x2.3/8x2.3/4	40x50x60x70
121-6	8	200	8	200	4	100	2.3/8x2.3/4x3.5/32x4	60x70x80x100

Code 122: UNIQUE CAST IRON ANGLE PLATES PLAIN

Code No.	Size (in Inches)
122-1	1X1X1
122-2	2X2X2
122-3	3X3X3
122-4	4X4X4
122-5	5X4X4
122-6	6X6X6
122-7	5X5X5
122-8	6X5X5
122-9	8X6X6
122-10	8X8X8
122-11	10X8X8
122-12	10X10X10
122-13	12X10X10
122-14	12X12X12

UBB 123 : UNIQUE CAST IRON SLOTTED ANGLE PLATES

Code No.	Size (in Inches)
123-1	3x2.1/2x2
123-2	3.1/2x3x2.1/2
123-3	4.1/2x3.1/2x3
123-4	6x5x4.1/2
123-5	7x5.1/2x4.1/2
123-6	8x6x5
123-7	9x7x6
123-8	10x8x6
123-9	12x9x8



Code 124 : UNIQUE SURFACE PLATES

Code No.	Size		Surface Accuracy	Weight
	Length Inches	Width mm	With in mm	Appro Kgs.
124-1	12x12	300x300	0.005	18
124-2	12x8	300x200	0.005	12
124-3	12x18	300x450	0.006	26
124-4	18x18	450x450	0.006	45
124-5	18x24	450x600	0.008	75
124-6	24x24	600x600	0.008	90

UNIQUE
ENGINEERING TOOLS

Code 125: UNIQUE SURFACE PLATES (GRANITE)

Code No.	Size Lengthx Width x height	Surface Accuracy With in mm	Weight Appro Kgs.
125-1	400x250x80	0.005	15
125-2	400x400x60	0.005	25
125-3	450x300x100	0.006	40
125-4	630x400x80	0.007	60
125-5	630x630x80	0.007	95
125-6	1000x630x150	0.008	264
125-7	1000x1000x150	0.010	525

Code 126 : UNIQUE FIGURE SETS (BLACK FINISH)

(Hardened)

Code No.	Size (in mm)	Size (in Inches)
126-1	1.0	3/64
126-2	1.5	1/16
126-3	2.5	3/32
126-4	3.0	1/8
126-5	4.0	5/32
126-6	5.0	3/16
126-7	6.0	1/4
126-8	8.0	5/16
126-9	10.0	3/8
126-10	12.0	1/2

Code 126A : UNIQUE LETTER SETS (BLACK FINISH)

(Hardened)

Code No.	Size (in mm)	Size (in Inches)
126A-1	1.0	3/64
126A-2	1.5	1/16
126A-3	2.5	3/32
126A-4	3.0	1/8
126A-5	4.0	5/32
126A-6	5.0	3/16
126A-7	6.0	1/4
126A-8	8.0	5/16
126A-9	10.0	3/8
126A-10	12.0	1/2

Code 127: UNIQUE CENTRE PUNCHES (BLACK NITRATE FINISH)

Code No.	Size (Taper x Length x Dia) (Inches)
127-1	1/16x3x1/4
127-2	5/64x4x5/16
127-3	3/32x4x5/16
127-4	9/64x4x3/8
127-5	5/32x4x7/16
127-6 Set of 5 Pcs.	1/16.5/64. 3/32. 9/64. & 5/32

UNIQUE
ENGINEERING TOOLS

Code 128: UNIQUE HOLLOW (LEATHER) PUNCHES

Code No.	Hole Diameters (Inches)	Hole Diameters (in mm)
128-1	1/32	1.0
128-2	1/16	1.5
128-3	3/32	2.0
128-4	1/8	3.0
128-5	5/32	4.0
128-6	3/16	5.0
128-7	1/4	6.0
128-8	9/32	7.0
128-9	5/16	8.0
128-10	3/8	10.0
128-11	7/16	11.0
128-12	1/2	12.0
128-13	9/16	14.0
128-14	5/8	16.0
128-15	11/16	17.0
128-16	3/4	19.0
128-17	13/16	20.0
128-18	7/8	21.0
128-19	15/16	24.0
128-20	1	25.0
128-21	1.1/16	27.0
128-22	1.1/8	29.0
128-23	1.3/16	30.0
128-24	1.1/4	32.0
128-25	1.5/16	33.0
128-26	1.3/8	35.0
128-27	1.1/2	38.0

Code 129 : UNIQUE SQUARE HEAD CENTRE PUNCHES (Black Nitrate Finish)

Code No.	Size (in Inches)
129-1	1/8x4
129-2	5/32x4
129-3	3/16x4
129-4	1/4x4
129-5 Set of 4 Pcs.	1/8,5/32.3/16, 1/4
129-6	1/4x4
129-7	5/16x5
129-8	3/8x6
129-9	1/2x7
129-10 Set of 4 Pcs.	1/4, 5/16, 3/8, 1/2

Code 130 : UNIQUE AUTOMATIC CENTRE PUNCHES

Code No.	Length (in Inches)
130-1	5

Also Available in Brass Body



UNIQUE
ENGINEERING TOOLS

Code 131 : UNIQUE PRICK PUNCHES

Code No.	DIA Tappered Pt. (in Inches)	Length (in Inches)	Dia (in Inches)
131-1	5/64	4	9/32
131-2	3/32	4	19/64
131-3	9/64	4	5/16
131-4	5/32	4	3/8
131-5	5/64, 3/32, 9/64, 5/32 Set of 4 Pcs.	4	_

Code 132 : UNIQUE NAIL PUNCH

Code No.	Point DIA (in Inches)	Length (in Inches)	Dia (in Inches)
132-1	1/16	4	17/64
132-2	3/32	4	19/64
132-3	1/8	4	5/16
132-4	5/32	4	23/64
132-5	3/16	4	_
132-6	Set of above 5 Pcs.	5 Pcs.	_

Code 133: UNIQUE LONG DRIVE PIN PUNCHES

Code No.	Size of Tip (in Inches)	Body Dia (in Inches)
133-1	1/8	7/16
133-2	3/16	1/2
133-3	1/4	1/2
133-4	5/16	1/2
133-5	3/8	9/16
133-6	Set of 5 Pcs.	-

Code 134: UNIQUE DRIVE PIN PUNCHES 4" (BLACK NITRATE FINISH)

Code No.	Size of Tip (in Inches)
134-1	1/16
134-2	3/32
134-3	1/8
134-4	5/32
134-5	3/16
134-6	7/32
134-7	1/4
134-8	5/16
134-9 Set of 4 Pcs.	1/16, 3/32, 1/8, 5/32
134-10 Set of 4 Pcs.	3/16, 7/32, 1/4, 5/16
134-11 Set of 8 Pcs.	1/16,3/32, 1/8, 5/32, 3/16, 7/32, 1/4, 5/16

UNIQUE
ENGINEERING TOOLS

Code 135: UNIQUE BRASS PUNCHES (NON SPARKING)

Code No.	Size of Tip (in Inches)	Size of Tip (in mm)
135-1	1/16	1.6
135-2	3/32	2.4
135-3	1/8	3.2
135-4	5/32	4.00
135-5	3/16	4.8
135-6	7/32	5.5
135-7	1/4	6.4
135-8	5/16	8.00
135-9	SET OF 8 PCS. IN PLASTIC POUCHES	

Code 136 : UNIQUE PIN VICES

Code No.	Capacity Between Jaws (in Inches)	Over All Length (in Inches)
136-1	0 to 0.040	3
136-2	0.30 to 0.062	3.1/2
136-3	0.050 to 0.125	3.3/4
136-4	0-.125" or 0-3.20mm	4.1/8
136-5	Set of 4 Pcs.	

Code 137 : UNIQUE SWIVEL HEAD PIN VICE

Code No.	Capacity (in Inches)
137-1	0-.125" or 3.20mm

Code 138 : UNIQUE PIN CHUCK

Code No.	Capacity (with Collet) (in Inches)	Over All Length (in Inches)
138-1	0-1/32	2.1.2
138-2	1/32-1/16	2.1/2
138-3	1/16-3/32	2.1/2
138-4	Set with 3 Collets	Set

UNIQUE
ENGINEERING TOOLS

Code 139 : UNIQUE MINI PIN VICE (Brass Handle)

Code No.	Capacity (in Inches)	Overall Length (in Inches)
139-1	0 t0 0.28	3.1/8

Code 140: UNIQUE DOUBLE COLLET PIN VICE

Code No.	Capacity (in Inches)	Overall Length (in Inches)
140-1	0.125	4

Code 141 : UNIQUE SLIDING PIN VICE

Code No.	Capacity (mm)	Length (in Inches)
141-1	0.1.3	4.1/8

Code 142: UNIQUE TAP HANDLE DROP FORGED

Code No.	Size (in Inches)
142-1	1/4
142-2	3/8
142-3	1/2
142-4	3/4
142-5	1
142-6	1.5/16
142-7	1.1/2
142-8	2
142-9	2.1/2
142-10	3

Also Available in SGS Iron Body

Code 143: UNIQUE T-HANDLE TAP WRENCH (Removable Jaws)

Code No.	Tap Capacity (in Inches)	
143-1	1/16-5/32	Plain Type
143-2	5/32-1/4	
143-3	1/4-1/2	
143-4	1/16-5/32	Ratchet Type
143-5	5/32-1/4	
143-6	1/4-1/2	

UNIQUE
ENGINEERING TOOLS

Code 144: UNIQUE T-HANDLE TAP WRENCH (Solid Jaws)

Code No.	No.	Tap Capacity (in inches)
144-1	A	1/16-5/32
144-2	B	5/32-1/4
144-3	C	1/4-1/2

Code 145 : UNIQUE MINI TAP WRENCH (WARRIOR TYPE & M&W TYPE) Black Finish

Code No.	Capacity (in inches)
145-1	0-1/4
145-2	1/8-1/2

Code 146: UNIQUE ROUND DIE HANDLES

Code No.	Dia (in inches)
146-1	13/16
146-2	1
146-3	1.5/16
146-4	1.1/2
146-5	2
146-6	2.1/2
146-7	3

Supplied Without Round Die

Code 147: UNIQUE FLOTING DIE HOLDER

Code No.	Dia (in inches)	Body Dia (in inches)	Shank Dia (in inches)
147-1	13/16	1-1/2	1/2
147-2	1	1-1/2	1/2
147-3	1.1/2	2	3/4

Supplied Without Round Die

UNIQUE
ENGINEERING TOOLS

Code 148: UNIQUE FLY TOOL CUTTER

Code No.	Shank Dia	Head Dia	Bit Dia
148-1	1/2	3/4	3/16
148-2	1/2	1.1/8	1/4
148-3	1/2	1.1/2	5/16
148-4	3/4	1.1/2	5/16
148-5	3/4	2	5/16
148-6	3/4	2.1/2	5/16

Supplied without Tool Bit

Code 149: UNIQUE SCRIBER CARBIDE TIP

Code No.	Size (in inches)
149	6

Code 150: UNIQUE ENGIBEER'S SCRIBER
Available Length 4", 7", 8.1/2" & 9"

Code No.	Type
150-1	CARBIDE TIP
150-2	FIX TYPE
150-3	ADJUSTABLE

Code : 151 UNIQUE ENGINEER'S SCRAPERS

Code No.	Size
151-1	4
151-2	6
151-3	8
151-4	10

Available in all shapes Flat , Three Square & Curved or Half Round

UNIQUE
ENGINEERING TOOLS

Code 152: UNIQUE ADJUSTABLE HAND REAMERS

Code No.	Size	Range (in inches)
152-1	8/A (H-V)	1/4 to 9/32
152-2	7/A (H-W)	9/32 to 5/16
152-3	6/A (H-Z)	5/16 to 11/32
152-4	5/A (H-Y)	11/32 to 3/8
152-5	4/A (H-1)	3/8 to 13/32
152-6	3/A (H-2)	13/32 to 7/16
152-7	2/A (H-3)	7/16 to 15/32
152-8	A (H-4)	15/32 to 17/32
152-9	B (H-5)	17/32 to 19/32
152-10	C (H-6)	19/32 to 21/32
152-11	D (H-7)	21/32 to 23/32
152-12	E (H-8)	23/32 to 25/32
152-13	F (H-9)	25/32 to 27/32
152-14	G (H-10)	27/32 to 15/16
152-15	H (H-11)	15/16 to 1-1/16
152-16	I (H-12)	1-1/16 to 1-3/16
152-17	J (H-13)	1-3/16 to 1-11/32
152-18	K (H-14)	1-11/32 to 1-1/2
152-19	L (H-15)	1-1/2 to to 1-13/16
152-20	M (H-16)	1-13/16 to 2-7/32
152-21	N (H-17)	2-7/32 to 2-3/4
152-22	O (H-18)	2-3/4 to 3-11/32

Code 153 : UNIQUE ADJUSTABLE HAND REAMERS (HSS) (HIGH SPEED STEEL)

Code No.	Size
153-1	H-4
153-2	H-5
153-3	H-6
153-4	H-7
153-5	H-8
153-6	H-9
153-7	H-10
153-8	H-11
153-9	H-12
153-10	H-13
153-11	H-14

Code 154: UNIQUE REPAIRMAN'S TAPER REAMER

Code No.	Size (in mm)	Size (in mm)
154-1	3 to 12.5	1/8 to 1/2
154-2	3 to 16	1/8 to 5/8
154-3	4 to 22	5/32 to 7/8

UNIQUE
ENGINEERING TOOLS

Code 155 : UNIQUE VALVE & SEAT CUTTER SET (SET OF 13 Pcs.)

Set of 13 Pcs. with Guide and Handle packed in Wooden Box
Size from 30mm to 60mm increased by 2.5mm

Code No.	
440-16	

LOOSE CUTTER

Code No.	Size (in mm)
155-1	30
155-2	32.5
155-3	35
155-4	37.5
155-5	40
155-6	42.50
155-7	45
155-8	47.50
155-9	50
155-10	52.50
155-11	55
155-12	57.50
155-13	60

Code 156 : UNIQUE SPRING CALLIPERS & DIVIDERS (FLAT)

Series :- IS : INSIDE, OS : OUT SIDE, D : DIVIDER

Code No.	Length (in inches)
156-1	3
156-2	4
156-3	6
156-4	8
156-5	10
156-6	12
156-7	15
156-8	18
156-9	24
156-10	36
156-11	48
156-12	60

Code 157 : UNIQUE FIRM JOINT CALLIPERS DIVIDERS

Series :- IS : INSIDE, OS : OUT SIDE, D : DIVIDER

Code No.	SIZE (in inches)
157-1	3
157-2	4
157-3	5
157-4	6
157-5	8
157-6	10
157-7	12
157-8	18
157-9	24
157-10	30

UNIQUE
ENGINEERING TOOLS

Code 158 : UNIQUE FIRM JOINT JENNY CALLIPERS
Series :- AP : ADJUSTABLE POINT, LS : LOCATION SPUR

Code No.	SIZE (in Inches)
158-1	4
158-2	5
158-3	6
158-4	8

Code 159 : UNIQUE WING COMPASS

Code No.	SIZE (in Inches)
159-1	6
159-2	8
159-3	10
159-4	12
159-5	18
159-6	24

Code 160 : UNIQUE VERNIER CALLIPER

Code No.	Size (in Inches)
160-1	5 Columbus Type
160-2	6 Columbus Type
160-3	6 Precision Type

Code 161 : UNIQUE OUTSIDE MICROMETER

Code No.	Size (in Inches)
161-1	0.25 MM OR 0-1"
161-2	25-50 MM OR 1-2"
161-3	0-15mm

UNIQUE
ENGINEERING TOOLS

Code 162: UNIQUE SLIDING CALLIPER 4" (BRASS)

Code No.	Size (in inches)
162-1	2.1/2
162-2	3
162-3	4

Code 163: UNIQUE DEPTH GAUGE

Code No.	SIZE (in inches)
163-1	6
163-2	12
163-3	6 Rectangular

UDP 164 : UNIQUE DEPTH GAUGE WITH PROTACTOR

Graduated from 0 to 180 in both Directions the rule is adjustable through out the length

Code No.	LENGTH (in inches)
164-1	6

UWC 165 : UNIQUE PROTACTOR WITH GRADUATED STEEL RULE

Code No.	LENGTH (in inches)
165-1	6
165-2	8

Code 166 : UNIQUE WIRE GAUGE (Rectangular & Round)

Code No.	DESCRIPTION
166-1	RECTANGULAR
166-2	ROUND



UNIQUE
ENGINEERING TOOLS

Code 167 : UNIQUE BORE GAUGE

Code No.	RANGE (in mm)	RANGE (in inches)
167-1	1 to 16	1/16 to 5/8

Code 168 : UNIQUE DRILL GAUGE

Code No.	DRILL GAUGE SIZE
168-1	No. 1 to 60
168-2	1/16" to 1/2"
168-3	A-Z

Code 168 A : UNIQUE DRILL STAND

Code No.	DRILL GAUGE SIZE
168 A-1	1/16" to 1/2" by 64ths
168 A-2	A to Z
168 A-3	No. 1 to No. 60

Code 169 : UNIQUE TWIST DRILL GRINDING GAUGE

Code No.	OVERALL LENGTH (in mm)	(in inches)	ACUTE ANGLE
169-1	4.1/2	114	118°

Code 170 : UNIQUE UNIVERSAL GRINDING GAUGE

Measures, Square & Hexagonal Angle of 120°, 118°, 90°, 60°, 55°

Code No.	OVERALL LENGTH (in inches)	(in mm)
170-1	3.3/4	95

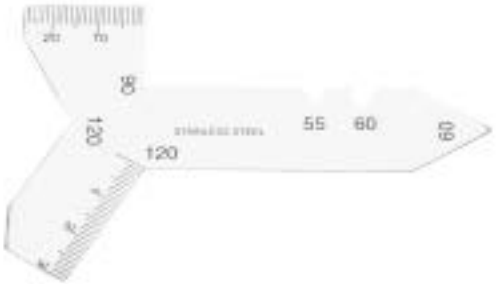

UNIQUE
ENGINEERING TOOLS

Code 171 : UNIQUE SCREW CUTTING GAUGE

Code No.	OVERALL LENGTH mm	OVERALL LENGTH inches
171-1	50	2

Code 172 : UNIQUE CENTRE GAUGE

Code No.	DESCRIPTION
172-1	AMERICAN UNIFIED NATIONAL STANDARD 60°
172-2	WHIT WORTH OR ENGLISH STANDARD 55°

Code 173: UNIQUE THREAD GUAGE

Code No.	Single	Double
173-1	mm or inches	mm & inches

Code 174: UNIQUE RADIUS GUAGE

Code No.	Size (in inches)	No. of Leafs
174-1	1-7	34
174-2	7.5-15	32
174-3	15.5-25	30

UNIQUE
ENGINEERING TOOLS

Code 175: UNIQUE FILLER GUAGE Length 4"&6"

Code No.		No. of Leafs
175-1		8
175-2		9
175-3		10
175-4		13
175-5		15
175-6		20
175-7		26
175-8	0.5 to 1mm	26

Code 176 : UNIQUE STAINLESS STEEL SCALES

Code No.	SIZE (in Inches)
176-1	6
176-2	12
176-3	18
176-4	24
176-5	36

Code 177: UNIQUE POCKET RULE

Code No.	SIZE (in Inches)
177-1	6



Code 178 : UNIQUE LATHE CHUCK KEY

Code No.	Size of Squares (in Inches)
178-1	1/4
178-2	5/16
178-3	3/8
178-4	7/16
178-5	1/2
178-6	9/16
178-7	5/8
178-8	11/16
178-9	3/4

UNIQUE
ENGINEERING TOOLS

Code 179 : UNIQUE SELF CENTRING CHUCKS

Code No.	Size (in Inches)	Size (in mm)
179-1	3	80
179-2	4.1/2	110
179-3	5.1/2	135
179-4	6	150
179-5	6.1/2	160
179-6	8	200
179-7	10	250
179-8	12.1/2	315
179-9	14	350
179-10	16	400
179-11	18	450
179-12	20	500
179-13	24	600
179-14	30	750

Also Available in 4 Jaws

Code 180: UNIQUE 4 JAWS INDEPENDENT CHUCKS

Code No.	Size (in Inches)
180-1	4
180-1	6
180-1	8
180-1	10
180-1	12
180-1	14
180-1	16
180-1	18
180-1	20
180-1	22
180-1	24
180-1	26
180-1	28
180-1	30
180-1	32
180-1	36
180-1	40
180-1	42
180-1	48

Code 181 : UNIQUE EJECTING DRIFTS OR CENTRE KEYS

Code No.	Drift No.	Morse Taper.
181-1	1	1
181-2	2	2
181-3	3	3
181-4	4	4-5-6

UNIQUE
ENGINEERING TOOLS

Code 182 : UNIQUE REVOLVING CENTRES (Heavy Duty)

Code No.	Morse Taper
182-1	MT-1
182-2	MT-2
182-3	MT-3
182-4	MT-4
182-5	MT-5
182-6	MT-6

Also Available in Carbide Tips

Code 183 : UNIQUE DEAD CENTER (Heavy Duty)

Code No.	Morse Taper
183-1	MT-1
183-2	MT-2
183-3	MT-3
183-4	MT-4
183-5	MT-5
183-6	MT-6

Also Available in Carbide Tips & HSS Tips

Code 184 : UNIQUE DRILL SLEEVES

MORSE TAPER	Inside	1	2	3	4	1	1	1	2	2	3	2	3	4	5
	Outside	2	3	4	5	3	4	5	4	5	5	6	6	6	6
OVERALL LENGTH	mm	92	112	124	171	99	124	156	124	156	156	218	218	218	218

Code 185 : UNIQUE DRILL CHUCK ARBORS

JACOBS TAPER ARBORS

Morse Taper	Jacobs Taper	Morse Taper	Jacobs Taper	Morse Taper	Jacobs Taper
1	1	2	6	4	2
1	3	2	33	4	3
1	33	3	1	4	4
1	6	3	2	4	5
2	1	3	3	4	6
2	2	3	4	5	2
2	3	3	5	5	3
2	4	3	6	5	4
2	5	3	33	1	2

TAPER SHANK ARBORS - DIN 238

Chuck Mount	Morse Taper	Chuck Mount	Morse Taper	Chuck Mount	Morse Taper
B10	1	B18	1	B24	4
B10	2	B18	2	B24	5
B12	1	B18	3		
B12	2	B18	4		
B12	3	B22	1		
B16	1	B22	2		
B16	2	B22	3		
B16	3	B22	4		
B16	4	B24	3		

THREADED ARBORS

Morse Taper	Threads
1	3/8x24UNF
1	1/2x20UNF
2	3/8x24UNF
2	5/16x18UNF
2	1/2x20UNF

RS ARBORS

Arbor number	Jacobs taper
RS-1	1
RS-2	2
RS-3	3
RS-33	33
RS-6	6
RS-4	4

UNIQUE
ENGINEERING TOOLS

Code 186: UNIQUE TOOL MAKER'S PARALLEL CLAMP(BLACK FINISH)

Code No.	Jaws Length (in Inches)	Jaw Opening (in Inches)
186-1	2	1.1/4
186-2	2.1/2	1.3/4
186-3	3	2.1/4
186-4	4	2.3/4
186-5	5	3.1/2
186-6	6	5
186-7	8	6

Code 187: UNIQUE TOOL MAKER'S SURFACE GAUGES

Code No.	Size (With Spindles) (in Inches)
187-1	4 & 7
187-2	9 & 12
187-3	12 & 18

Code 188: UNIQUE ADJUSTABLE SURFACE GAUGE

Code No.	Size (Inches) (With Spindle)
188-1	6
188-2	9
188-3	12
188-4	18
188-5	24
188-6	36

Code 189: UNIQUE FIXED SURFACE GAUGE

Code No.	Size (Inches) (With Spindle)
189-1	6
189-2	9
189-3	12
189-4	18
189-5	20
189-6	24

UNIQUE
ENGINEERING TOOLS

Code 189A: UNIQUE SINE BARS

Code No.	Model	WIDTH	DISTANCE BETWEEN ROLLS
189 A-1	00	15/16"	5"
189 A-2	00	1"	10"
189 A-3	11	1"	2.1/2"
189 A-4	11	1"	5"
189 A-5	22	30mm	100mm
189 A-6	22	30mm	200mm
189 A-7	33	7/32	3"



Code 189B: UNIQUE STEEL PARALLELS

ACCURACY WITHIN 0.007 MM

Code No.	Size LxWxT IN INCHES	Size LxWxT IN MM
189 B-1	4X1/2X1/4	100x13x6
189 B-2	6X1X1/4	150x25x6
189 B-3	6X3/4X3/8	150x20x10
189 B-4	6X1X1/2	150x25x13
189 B-5	6X1.3/16X5/8	150x30x15
189 B-6	8X1X3/4	200x25x20
189 B-7	8X1.1/2X1	200x38x25
189 B-8	10X2X1	250x50x25

Code 190: UNIQUE MACHINIST JACK

Code No.	Size In Inches	
190-1	4	

Code 191: UNIQUE DIAMOND DRESSER

Shank 1/2"x6"

Code No.	Carat Weight
191-1	0.16
191-2	0.25
191-3	0.35
191-4	0.50
191-5	0.75
191-6	1.00
191-7	1.25
191-8	1.50
191-9	2.00
191-10	2.50
191-11	3.00
191-12	3.50
191-13	4.00
191-14	5.00

UNIQUE
ENGINEERING TOOLS

Code 192: UNIQUE DRESSER AND CUTTERS

Code No.	Size	Dressing Wheel up to dia (in Inches)	Cutter dia (in Inches)
192-1	0	10" diax2"	1.1/4
192-2	1	15" diax3"	1.1/2
192-3	2	Higher size	2.1/2

Code 193: UNIQUE LATHE DOGS

Code No.	Capacity (In Inches)
193-1	1/2
193-1	3/4
193-1	1
193-1	1.1/4
193-1	1.1/2
193-1	1.3/4
193-1	2
193-1	2.1/2
193-1	3
193-1	4
193-1	5
193-1	6

Code 194: UNIQUE HACKSAW BLADES

Code No.	Size (in Inches)	Teeth Per Inch
194-1	10x1/2x23G	14,18,24,32
194-2	12x1/2x23G	14,18,24,32
194-3	12x3/4x21G	10,14
194-4	14x3/4x21G	10,14
194-5	12x1x18G	10,14
194-6	14x1x18G	6,10,14
194-7	16x1x18G	10,14
194-8	17x1x18G	10,14
194-9	18x1x18G	6,10,14
194-10	14x1.1/4x16G	6,10
194-11	16x1.1/4x16G	6,10
194-12	17x1.1/4x16G	6,10
194-13	18x1.1/4x16G	6,10
194-14	18x1.1/2x14G	4,6,10
194-15	18x1.1/2x14G	4,6,10
194-16	21x1.1/2x14G	4,6,
194-17	22x1.1/2x14G	4,6
194-18	24x1.1/2x14G	4,6
194-19	24x2x14G	4,6
194-20	24x2x12G	4,6

UNIQUE
ENGINEERING TOOLS

Code 195:UNIQUE ALLEN HEX KEY SET

Code No.	Size (In MM)
195-1	2
1952	2.5
195-3	3
195-4	4
195-5	5
195-6	6
195-7	7
195-8	8
195-9	9
195-10	10
195-11	Set of 10 Pcs. in Plastic Pouch
195-12	Set of 10 Pcs.with Spring Holder in Plastic Pouch

Code 196: UNIQUE HSS SQUARE TOOL BIT

Code No.	Size (In Inches)	Size (In mm)
196-1	3/32x3	2x75
196-2	3x32x4	2x100
196-3	1/8x3	3x75
196-4	1/8x4	3x100
196-5	5/32x3	4x75
196-6	5/32x4	4x100
196-7	3/16x3	5x75
196-8	3/16x4	5x100
196-9	3/16x6	5x150
196-10	1/4x3	6x75
196-11	1/4x4	6x100
196-12	1/4x6	6x150
196-13	1/4x8	6x200
196-14	5/16x3	8x75
196-15	5/16x4	8x100
196-16	5/16x6	8x150
196-17	5/16x8	8x200
196-18	3/8x3	9.5x75
196-19	3/8x4	9.5x100
196-20	3/8x6	9.5x150
196-21	3/8x8	9.5x200
196-22	3/8x10	9.5x250
196-23	1/2x3	12.5x75
196-24	1/2x4	12.5x100
196-25	1/2x6	12.5x150
196-26	1/2x8	12.5x200
196-27	1/2x10	12.5x250
196-28	5/8x4	16x100
196-29	5/8x6	16x150
196-30	5/8x8	16x200
196-31	5/8x10	16x250
196-32	3/4x4	20x100
196-33	3/4x6	20x150
196-34	3/4x8	20x200
196-35	3/4x10	20x250
196-36	1x4	25x100
196-37	1x6	25x150
196-38	1x8	25x200
196-39	1x10	25x250
196-40	1.1/4x6	-
196-41	1.1/4x8	-
196-42	1.1/4x10	-
196-43	1.1/2x6	-
196-44	1.1/2x6	-

Material Available M-2 (6-5-2) M-35 (5% Cobalt) M-12 (8% Cobalt) T-42 (10% Cobalt)

Code 197: UNIQUE HSS ROUND TOOL BITS

Code No.	Size (in Inches)	Size (in MM)
197-1	3/64x3	1x75
197-2	3/64x4	1x100
197-3	1/16x3	1.5x75
197-4	1/16x4	1.5x100
197-5	3/32x3	2x75
197-6	3/32x4	2x100
197-7	7/64x3	2.5x75
197-8	7.64x4	2.5x100
197-9	1/8x3	3x75
197-10	1/8x4	3x100
197-11	9/64x3	3.5x75
197-12	9/64x4	3.5x100
197-13	5/32x3	4x75
197-14	5/32x4	4x100
197-15	11/64x3	4.5x75
197-16	11/64x4	4.5x100
197-17	3/16x3	5x75
197-18	3/16x4	5x100
197-19	7/32x3	5.5x75
197-20	7/32x4	5.5x100
197-21	1/4x3	6x75
197-22	1/4x4	6x100
197-23	17/64x3	6.5x75
197-24	17/64x4	6.5x100
197-25	17/64x3	7x75
197-26	17/64x4	7x100
197-27	9/32x3	7.5x75
197-28	9/32x4	7.5x100
197-29	5/16x3	8x75
197-30	5/16x4	8x100
197-31	5/16x6	8x150
197-32	21/64x3	8.5x75
197-33	21/64x4	8.5x100
197-34	21/64x6	8.5x150
197-35	11/32x3	9x75
197-36	11/32x4	9x100
197-37	11/32x6	9x150
197-38	3/8x3	9.5x75
197-39	3/8x4	9.5x100
197-40	3/8x6	9.5x150
197-41	25/64x3	10x75
197-42	25/64x4	10x100
197-43	25/64x6	10x150
197-44	13/32x3	10.5x75
197-45	13/32x4	10.5x100
197-46	13/32x6	10.5x150
197-47	27/64x3	11x75
197-48	27/64x4	11x100
197-49	27/64x6	11x150
197-50	29/64x3	11.5x75
197-51	29/64x4	11.5x100
197-52	29/64x6	11.5x150
197-53	15/32x3	12x75
197-54	15/32x4	12x100
197-55	15/32x6	12x150
197-56	1/2x3	12.5x75
197-57	1/2x4	12.5x100

Material Available M-2 (6-5-2) M-35 (5% Cobalt)

UNIQUE
ENGINEERING TOOLS

UNIQUE
ENGINEERING TOOLS

Code 198: UNIQUE CUT OFF BLADE HSS

Code No.	Size (in Inches)
198-1	1/16x5/16x3.1/2
198-2	3/32x1/2x4
198-3	3/32x5/8x5
198-4	1/8x3/4x6
198-5	1/8x7/8x6
198-6	3/16x1x6
198-7	3/16x1.1.8x6

Code 199 : UNIQUE HAND & MACHINE TAPS HIGH SPEED STEEL GROUND THREAD

Code No.	Size (in mm)
H.S.S. HAND & MACHINE TAPS GROUND THREAD (COARSE PITCH)	
199-1	3x0.5
199-2	3.5x0.6
199-3	4x0.7
199-4	4.5x0.75
199-5	5x0.8
199-6	6x1.0
199-7	7x1.0
199-8	8x1.25
199-9	9x1.25
199-10	10x1.5
199-11	11x1.0
199-12	12x1.75
199-13	14x2.0
199-14	16x2.0
199-15	18x2.5
199-16	19x1.5
199-17	20x2.5
199-18	21x2.5
199-19	22x2.5
199-20	24x3.0
199-21	25x3.0
H.S.S. HAND & MACHINE TAPS GROUND THREAD (FINE PITCH)	
199-22	3x0.35
199-23	3.5x.35
199-24	4x0.5
199-25	4.5x0.5
199-26	5x0.5
199-27	6x0.75
199-28	7x0.75
199-29	8x1.0
199-30	9x1.0
199-31	10x1.0
199-32	10x1.25
199-33	11x1.25
199-34	12x1.25
199-35	12x1.5
199-36	14x1.25
199-37	14x1.5
199-38	16x1.5
199-39	18x1.5
199-40	18x2.0
199-41	20x1.5
199-42	20x2.0
199-43	21x1.5
199-44	22x1.5
199-45	22x2.0
199-46	24x1.5
199-47	24x2.0
199-48	25x1.5
199-49	25x2.0

Code No.	Size (in mm)
H.S.S. HAND & MACHINE TAPS GROUND THREAD (BSW,BSF,UNC,UNF)	
199-50	1/8
199-51	3/16
199-52	1/4
199-53	5/16
199-54	3/8
199-55	7/16
199-56	1/2
199-57	9/16
199-58	5/8
199-59	3/4
199-60	7/8
199-61	1
H.S.S. PIPE TAPS	
199-62	1/8
199-63	3/4
199-64	3/8
199-65	1/2
199-66	5/8
199-67	3/4
199-68	7/8
199-69	1

UNIQUE
ENGINEERING TOOLS

Code 200: UNIQUE ROUND DIES (GROUND THREAD) HIGH SPEED STEEL

Code No.	Size Outer Dia (in Inches)
200-1	13/16
200-2	1
200-3	1.1/2
200-4	2
200-5	2.1/4
200-6	2.1/2
200-7	3
200-8	4

Code 201 : UNIQUE TOOL MAKER'S VICE

Code No.	Width of Jaws (in Inches)	Overall Length (in Inches)
201-1	1	2-1/2
201-2	2	5-1/2
201-3	3	7
201-4	4	9

Code 202 : UNIQUE GRINDING VICE

Code No.	Width of Jaws (in Inches)	Depth of Jaws (in Inches)	Opening of Jaws (in Inches)
202-1	2-3/8	15/16	2-3/16
202-2	3	1.9/16	3
202-3	4	1.3/4	4

Code 203 : UNIQUE HAND SHEARING MACHINE

Code No.	Blade Length (in Inches)	Handle Length (in Inches)	Wt. App. (in lbs)
203-1	6	27	26
203-2	8	30	40
203-3	10	30	48
203-4	12	30	54

UNIQUE
ENGINEERING TOOLS

Code 204: UNIQUE OIL CANS REGULAR TYPE

CODE NO.	CAPACITY PINT-MIS
204-1	1/4-125
204-2	1/2-250
204-3	3/4-375
204-4	1-500
204-5	1.5-750
204-6	2-1000

Available in steel or brass pumps

Code 204 A: UNIQUE OIL CANS PERFETTO TYPE

CODE NO.	CAPACITY CC
204 A-1	200
204 A-2	300
204 A-3	500
204 A-4	700
204 A-5	1000

Available in steel or brass pumps

Code 204 B: UNIQUE OIL CANS PISTOL TYPE

CODE NO.	CAPACITY CC
204 B-1	125
204 B-2	180

Available in steel or brass pumps

Code 205 UNIQUE GREASE GUNS

CODE NO. STEEL PUMP	TYPE	CAPACITY CC	OZ
205-1	PUSH TYPE	125	8
205-2	PUSH TYPE	250	4
205-3	PISTOL TYPE	150	5
205-4	PISTOL TYPE	250	8
205-5	LEVER TYPE	300	10
205-6	LEVER TYPE	450	15

Code 205A: UNIQUE GREASE CUP NUT TYPE

Code No.	Size (in No.)	Threads
205 A-1	1	1/8 BSP
205 A-2	2	1/8 BSP
205 A-3	2	1/4 BSP
205 A-4	3	1/4 BSP
205 A-5	4	1/4 BSP
205 A-6	5	1/4 BSP
205 A-7	6	1/4 BSP
205 A-8	7	3/8 BSP
205 A-9	8	3/8 BSP

UNIQUE
ENGINEERING TOOLS

Code 206: UNIQUE OIL SUCTION GUN
(Supplied with 12" delivery Tube)

CODE NO.	CAPACITY	
	OZ	CC
206-1	12	375
206-2	16	500

Code 207: UNIQUE GEAR PULLER

CODE NO.	Size (in Inches)
207-1	2.1/4
207-2	4

Code 208: UNIQUE BEARING PULLER DROP FORGED

Code No.	Size (in Inches)
208-1	3
208-2	4
208-3	6
208-4	8
208-5	10
208-6	12

With Two Holes

Three Legs

Two Legs

Code 209: UNIQUE G CLAMP BAHCO TYPE
(DROP FORGED)

Code No.	Size (in Inches)
207-1	2
207-2	3
207-3	4
207-4	6
207-5	8
207-6	10
207-7	12

Also Available Malleable Iron

Drop Forged

Malleable Iron

UNIQUE
ENGINEERING TOOLS

Code 209A: UNIQUE G- CLAMP WELDED / PRESSED (HOBBYIST)

For Light Duty Work

CODE NO.	LENGTH	
	INCH	MM
209-1	1	25
209-2	2	50
209-3	2.1/2	63
209-4	3	75
209-5	4	100

Code 210: UNIQUE SLOGGING RING & OPEN END WRENCH

Drop Forged, Hardened & Tempered (Chrome Vanadium)

CODE NO.	SLOGGING RING WRENCH SIZE IN MM	SLOGGING OPEN END WRENCH SIZE IN MM
210-1	24	-
210-2	27	-
210-3	30	-
210-4	32	-
210-5	34	-
210-6	36	36
210-7	38	38
210-8	41	41
210-9	46	46
210-10	50	50
210-11	55	55
210-12	60	60
210-13	65	65
210-14	70	70
210-15	75	75
210-16	80	-
210-17	85	-
210-18	90	-

Code 211: UNIQUE STEEL PIPE WRENCH

Code No.	Size	
	(Inches)	(mm)
211-1	8	200
211-2	10	250
211-3	12	300
211-4	14	350
211-5	18	450
211-6	24	600

Code 211A: UNIQUE ADJUSTABLE WRENCH (DROP FORGED)

Code No.	Size	
	(Inches)	(mm)
211 A-1	6	150
211 A-2	8	200
211 A-3	10	250
211 A-4	12	300

Also Available in Malleable Iron
Nickle Chrome or Black Finish

UNIQUE
ENGINEERING TOOLS

Code 212: UNIQUE OIL FILTER WRENCH

Available in Rigid as well as Plain pattern with Comfortable Grip.

Code No.	
212-1	Heavy Duty
212-2	Light Duty

212-1

212-2

Code 213: UNIQUE MASON PEGS

Code No.	Size (Inches)	Size (mm)
213-1	12	300

Code 214: UNIQUE TIN CUTTING PLIER

DROP FORGED HEAT TREATED

Code No.	Size (Inches)	Size (mm)
214-1	8	200
214-1	10	250
214-1	12	300

Code 215:UNIQUE OCTAGONAL COLD CHISELS-FLAT AND POINTED WITH & WITHOUT GRIP

Code No.	Blade Width (in inches)	Blade Width (mm)	Stock Size (in inches)	Stock Size (mm)	Overall Length (in inches)	Overall Length (mm)
215-1	5	8	1/4	6	5	125
215-2	16	10	5/16	8	4	100
215-3	3/8	10	5/16	8	5.1/2	140
215-4	3/8	13	7/16	11	6	150
215-5	1/2	13	7/16	11	8	200
215-6	1/2	13	7/16	11	12	300
215-7	1/2	16	1/2	13	6.1/2	163
215-8	5/8	16	1/2	13	7	175
215-9	5/8	16	1/2	13	12	300
215-10	5/8	16	1/2	13	18	450
215-11	3/4	19	5/8	16	7	175
215-12	3/4	19	5/8	16	8	200
215-13	3/4	19	5/8	16	10	250
215-14	3/4	19	5/8	16	12	300
215-15	7/8	22	3/4	19	7.1/2	190
215-16	7/8	22	3/4	19	8	200
215-17	7/8	22	3/4	19	12	300
215-18	1	25	3/4	19	8	200
215-19	1	25	3/4	19	8.1/2	213
215-20	1	25	3/4	19	10	250
215-21	1	25	3/4	19	12	300
215-22	1	25	3/4	19	15	380
215-23	1	25	3/4	19	18	450

UNIQUE
ENGINEERING TOOLS

Code 217: UNIQUE T. BAR CRAMP

Code No.	Size (in Feet)	Size (in mm)
217-1	2	600
217-1	3	900
217-1	4	1200
217-1	5	1500
217-1	6	1800
217-1	7	2100
217-1	8	2400

Code 218: UNIQUE WHEEL SPANNERS SELECTED STEEL 16" LONG

Code No.	Size (in mm)	Wheel Length x Dia in mm
218-1	17x35	400x26
218-2	20x38	400x26
218-3	19x41	400x26
218-4	21x41	400x26
218-5	24x27	400x26
218-6	30x32	400x26
218-7	30x33	400x26
218-8	36x27	400x26
218-9	36x41	400x26
TOMMY ROD SIZE 16MM-16" & 450 mm -18"		

Also available sizes 17x32, 27x33, 27x30, 27x32, 32x33, 33x33,
Both Side Hex Sizes: 26x21, with 300 mm Wheel Length

Code 219: UNIQUE WHEEL SPANNERS SELECTED STEEL 16" LONG

Code No.	Length x Dia	Size (in mm)	Size (in Inches)
219-1	250x12mm	10x11x13x14	-
219-2	350x14mm	17x19x21x23	11/16x3/4x13/16x7/8
219-3	350x16mm	17x19x21x23	11/16x3/4x13/16x7/8
219-4	375x15mm	17x19x21x23	11/16x3/4x13/16x7/8
219-5	500x16mm	17x19x21x23	19x7/8x3/4x13/16
219-6	625x18mm	22x24x27x32	7/8x15/16x1"x 1.1/16
219-7	675x19mm	24x27x30x32	1"x1.1/16x1.1/8x1.1/4

Reinforced

UNIQUE
ENGINEERING TOOLS

Code 220: UNIQUE BOX SPANNERS

Code No.	Size (mm)	(sae)
220-1	6x7	1/8x3/16
220-2	8x9	3/16x1/4
220-3	10x11	1/4x5/16
220-4	12x13	5/16x3/8
220-5	14x15	3/8x7/16
220-6	16x17	7/16x1/2
220-7	18x19	7/16x9/16
220-8	20x22	1/2x9/16
220-9	21x23	9/16x5/8
220-10	22x24	5/8x11/16
220-11	24x26	11/16x3/4
220-12	24x27	3/4x7/8
220-13	25x28	7/8x1
220-14	27x32	1X1.1/8
220-15	30x32	1.1/8x1.1/4
220-16	32x36	1.1/4x1.3/4
220-17	36x41	1.1/2x1.3/4
220-18	46x55	1.3/4x2
220-19	55x60	2x2.1/8
220-20	6X7to 20x20 8 Pcs. Set in a Plastic Pouch with Two Tommy Bars	
220-21	6X7to 27x32 14 Pcs. Set in a Plastic Pouch with Three Tommy Bars	

Code 221: UNIQUE ANGULAR WHEEL SPANNER

Code No.	SIZE mm	SIZE SAE	SIZE Length xDia mm
221-1	17	11/16	350
221-2	19	3/4	350
221-3	21	13/16	350
221-4	23	7/8	425
221-5	24	1"	425
221-6	27	1-1/16	425

Also Available with Tyre Lever

Code 222: UNIQUE T-TYPE SPANNERS

Code No.	Size (Inches)
222-1	8
222-2	9
222-3	10
222-4	11
222-5	12
222-6	13
222-7	14
222-8	15
222-9	16
222-10	17
222-11	18
222-12	19

UTL 223: UNIQUE TYRE LEVER FLAT ROUND

Code No.	Size (In Inches)
223-1	12
223-1	15
223-1	18
223-1	21
223-1	24
223-1	30

UNIQUE
ENGINEERING TOOLS

Code 224: UNIQUE PLUG SPANNER SWIVEL HEAD

Code No.	Size IN MM
224-1	17
224-2	21

Code 225: UNIQUE DOUBLE OPEN END SPANNER
Carbon Steel /Chrome Vanadium

Code No.	Size	AF/SAE
225-1	6x7	1/4x5/16
225-2	8x9	5/16x3/8
225-3	10x11	3/8x7/16
225-4	12x13	7/16x1/2
225-5	14x15	1/2x9/16
225-6	16x17	9/16x5/8
225-7	18x19	5/8x3/4
225-8	20x22	3/4x7/8
225-9	21x23	-
225-10	24x26	-
225-11	24x27	15/16x1
225-12	25x28	1x1/1/8
225-13	27x32	-
225-14	30x32	1/1/8x1/1/4

Code 225A: UNIQUE COMBINATION SPANNERS
Carbon Steel /Chrome Vanadium

Code No.	Size	AF/SAE
225 A-1	6	1/4
225 A-2	7	-
225 A-3	8	5/16
225 A-4	9	-
225 A-5	10	3/8
225 A-6	11	7/16
225 A-7	12	-
225 A-8	13	1/2
225 A-9	14	9/16
225 A-10	17	11/16
225 A-11	19	3/4
225 A-12	22	7/8
225 A-13	24	15/16
225 A-14	26	1
225 A-15	27	1-1/16
225 A-16	28	1-1/8
225 A-17	32	1-1/4

Code 225B: UNIQUE RING SPANNER
Carbon Steel /Chrome Vanadium

Code No.	Size	AF/SAE
225 B-1	6x7	1/4x5/16
225 B-2	8x9	5/16x3/8
225 B-3	10x11	3/8x7/16
225 B-4	12x13	7/16x1/2
225 B-5	14x15	1/2x9/16
225 B-6	16x17	9/16x5/8
225 B-7	18x19	5/8x3/4
225 B-8	20x22	3/4x7/8
225 B-9	21x23	-
225 B-10	24x26	-
225 B-11	24x27	15/16x1
225 B-12	25x28	1x1/1/8
225 B-13	27x32	-
225 B-14	30x32	1/1/8x1/1/4

UNIQUE
ENGINEERING TOOLS

Code 226: UNIQUE HACKSAW FRAME

Code No.	Size (Inches)	Size (mm)
226-1	12	300

Code 227: UNIQUE TUBULAR HACKSAW FRAME (Plastic Handle)

Code No.	Size (Inches)	Size (mm)
227-1	12	300

Code 228: UNIQUE BALL PEIN HAMMER

Drop Forged, fitted with Seasoned Wooden Handle

Code No.	Weight (lbs.)
228-1	1/4
228-2	1/2
228-3	3/4
228-4	1
228-5	1.1/2
228-6	2
228-7	2.1/2

Code 229: UNIQUE CROSS PEIN HAMMER

Drop Forged, fitted with Seasoned Wooden Handle

Code No.	Weight (lbs.)
229-1	1/4
229-2	1/2
229-3	3/4
229-4	1
229-5	1.1/2
229-6	2
229-7	2.1/2

Code 230: UNIQUE CLAW HAMMER STEEL SHAFT

Drop Forged, fitted with Seasoned Wooden Handle

Code No.	Weight (lbs.)	Weight (Kg.)
230-1	1/2	0.250
230-2	1	0.500

UNIQUE
ENGINEERING TOOLS

Code 231: UNIQUE CLUB HAMMER

Drop Forged, fitted with Seasoned Wooden Handle

Code No.	Size in kgs.
231-1	0.800
231-2	1.000
231-3	1.200
231-4	2.000

Code 232: UNIQUE SLEDGE HAMMER WITH WOODEN HANDLE

Drop Forged, fitted with Seasoned Wooden Handle

Code No.	Weight (Kg.)
232-1	1.000
232-2	1.500
232-3	2.000
232-4	3.000
232-5	5.000
232-6	6.000
232-7	7.000
232-8	8.000

Code 233: UNIQUE MALLET PLASTIC FACE

Code No.	Weight (Kg.)
233-1	20
233-2	25
233-3	30
233-4	40
233-5	50

Code 234: U8NIQUE COPPER HAMMER (NON SPARKING) (SOLDERING IRON)

Code No.	Weight (Kg.)
234-1	0.200
234-2	0.300
234-3	0.500
234-4	0.800
234-5	1.000

Code 235: UNIQUE FILE HANDLE PLASTIC

Code 235 A: UNIQUE FILE HANDLE WOODEN

UNIQUE
ENGINEERING TOOLS

Code 236: UNIQUE COMBINATION PLIER

Drop Forged from Carbon Steel Induction Hardened Jaws fitted with Moulded Sleeves

Code No.	Size In Inches	Size In mm
236-1	6	150
236-2	7	175
236-3	8	200

Code 237: UNIQUE SIDE CUTTING PLIER

Drop Forged from Carbon Steel fitted with Sleeves, Cutting edges Induction Hardened

Code No.	Size In Inches	Size In mm
237-1	6	150
237-2	7	175
237-3	8	200

Code 238: UNIQUE LONG NOSE PLIER

Drop Forged from Carbon Steel fitted with Sleeves, Jaws dully Hardened & Tempered.

Code No.	Size In Inches	Size In mm
238-1	6	150
238-2	7	175
238-3	8	200

Code 239: UNIQUE WATER PUMP PLIER (SLIP JOINT)

Drop Forged, Nickle chrome plated, from Carbon Steel fitted with Sleeves, Jaws dully Hardened & Tempered.

Code No.	Size In Inches	Size In mm
239-1	10	250

Code 240: UNIQUE WATER PUMP PLIER (GROOVE JOINT)

Code No.	Size In Inches	Size In mm
240-1	8	200
240-1	10	250
240-1	12	300

Code 241: UNIQUE WATER PUMP PLIER (BOX JOINT)

Drop Forged from Carbon Steel fitted with Box Groove Hardened & Tempered

Code No.	Size In Inches	Size In mm
241-1	10	250

UNIQUE
ENGINEERING TOOLS

Code 242: UNIQUE VICE GRIP PLIER
Jaws Drop Forged, Hardened, provided with Release Lever

Code No.	Size In Inches	Size In mm
Code 242-1	10	250

Code 243: UNIQUE SLIP JOINT PLIER
Drope Forged, Hardened & Tempered.

Code No.	Size In Inches	Size In mm
243-1	6	150
243-2	8	200

Code 244: UNIQUE CIRCLIP PLIER (INTERNAL & EXTERNAL)
Drope Forged, Hardened & Tempered.

Code No.	Size In Inches	Size In mm
244-1	6	150
244-2	7	175
244-3	8	200

Code 245: UNIQUE PINCER PLIER
Drope Forged, Cutting Edges Dully Hardened & Tempered.

Code No.	Size In Inches	Size In mm
245-1	6	150
245-2	7	175
245-3	8	200
245-4	10	250

Code 246: UNIQUE TOWER PINCER (Hardened)

Code No.	Size In Gms.
246-1	100
246-2	200
246-3	300
246-4	500
246-5	600
246-6	800

UNIQUE
ENGINEERING TOOLS

Code 247: UNIQUE HAND DRILL MACHINE

Code No.	Size In Inches	Size In mm
247-1	1/4	6
247-2	5/16	8

Code 248: UNIQUE BREAST DRILL MACHINE

Code No.	Size In Inches	Size In mm
248-1	3/8	10
248-2	1/2	13

Code 249: UNIQUE ROTARY BARREL PUMP

Code No.	Size In Inches
249-1	3/4
249-2	1

Code 250: UNIQUE JACK PLANE

Code No.	Size No.	Length Inches	Length mm	Width of Cutter In mm
250-1	3	7	175	45
250-2	4	9	225	50
250-3	5	14	350	50
250-4	6	18	450	57
250-5	7	22	500	57

Code 251: UNIQUE BLOCK PLANE

Code No.	Size Inch	Size mm
251-1	5.1/2	140
251-2	7.1/2	175

UNIQUE
ENGINEERING TOOLS

Code 252: UNIQUE TUBE CUTTER

Code No.	Capacity In Inches	Capacity In mm
252-1	1/8-1.1/8	3-30

Supplied with One Cutting Wheel & Two Rollers

Code 253: UNIQUE PIPE CUTTER

Code No.	Capacity In Inches	Capacity In mm
253-1	3/8-1	9-25
253-2	1/2-2	12-50
253-3	1/2-3	12-75
253-4	1-4	25-100
253-5	2-6	50-150

Supplied with One Cutting Wheel & Two Rollers

Code 254:UNIQUE WRECKING BAR (GOOSENECK HEAD)

Code No.	Size Dia x L Inches	Size Dia x L mm
254-1	1/2x12	12x300
254-2	5/8x18	16x450
254-3	5/8x20	16x500
254-4	3/4x18	18x450
254-5	3/4x24	18x600
254-6	3/4x30	18x750
254-7	1x36	25x900

Code 255: UNIQUE NAIL PULLAR (WITH GRIP)

Code No.	Size In Inches	Size In mm
255-1	1/2x12	12x 300

Code 256: UNIQUE BABY VICE

Code No.	Width of Jaws In Inches	Width of Jaws In mm
256-1	1	25
256-2	1.1/4	30
256-3	1.5/8	40
256-4	2	50
256-5	2.3/8	60
256-6	3	75
256-7	4	100

UNIQUE
LEATHER PRODUCTS

Code 257: UNIQUE LEATHER TOOLS POUCH-DOUBLE POCKET STANDARD MODEL

Double stitched pockets reinforced with rivets. Adjustable nylon belt

Code 258: UNIQUE LEATHER TOOLS POUCH-DOUBLE POCKET ECONOMY MODEL

Double stitched pockets reinforced with rivets. Adjustable nylon belt

Code 259: UNIQUE LEATHER TOOLS POUCH-DOUBLE POCKET PROFESSIONAL MODEL

Double stitched pockets reinforced with rivets. Adjustable nylon belt with plastic buckle

Code 260: UNIQUE LEATHER TOOLS POUCH-SINGLE POCKET ECONOMY MODEL

Code 261: UNIQUE LEATHER HAMMER HOLDER- FIXED TYPE

Code 262: UNIQUE LEATHER HAMMER HOLDER- FREE SWINGING TYPE

UNIQUE
SCAFFOLDING CLAMPS

Code 263: UNIQUE REVOLVING COUPLER

Pipe Size 48.3

Code 264: UNIQUE PUTLOG COUPLER

Pipe Size 48.3

Code 265: UNIQUE FIXED COUPLER

Pipe Size 48.3

Code 265: UNIQUE SLEEVE COUPLER

Pipe Size 48.3

Code 265: UNIQUE BASE PLATE

Size 120x4mm - 5mm-6mmor 8mm

Code 266: UNIQUE SPRING CLAMPS

Code No.	Size In Inches
266-1	4
266-2	6

Code 267: UNIQUE POCKET BALANCE

Code No.	It is very useful for domestic & commercial use. The scale is calibrated in Pounds & Kgs.
267-1	Size in kg.: 25, 50, 100

UNIQUE
GARDEN TOOLS

Code 268: UNIQUE TROWEL WITH WOODEN HANDLE

Code No.	
268-1	Hand trowel 2 MM Thickness 50 Pcs Per Carton
268-2	Hand Fork - 2 MM Thickness 50 Pcs Per Carton
268-3	Twisted Fork - 2 MM Thickness 50 Pcs Per Carton
268-4	Hand Cultivator - 2 mm Thickness 50 Pcs Per carton
268-5	Potting Trowel (Transplanter) 50 Pcs Per Carton

Code 269: UNIQUE TROWEL WITH PLASTIC HANDLE

Code No.	
269-1	Hand Trowel-MM thickness 50 Pcs Per Carton
269-2	Hand Transplanter 1MM 50 Pcs Per Carton
269-3	Hand Fork 1 MM 50 Pcs Per Carton
269-4	Hand Cultivator 1 MM Round Bar. 50 Pcs Per Carton
269-5	Hand Weeder

Code 270: UNIQUE PRUNING SHEARS

Code No.	
270-1	Garden Pruning Shear (Forged) 80 Pcs Per Carton
270-2	Gardening Pruning Shear (Aluminum Die Cast) 100Pcs Per Carton
270-3	Lady Pruning Shear 200 Pcs Per Carton

Code 271 UNIQUE GARDEN SHEAR

Code No.	
271-1	Looping Shear 24" 24 Pcs Per Carton
271-2	Hedge Cutter 20" 24 Pcs Per Carton

UNIQUE
GARDEN TOOLS

Code 272 UNIQUE GARDEN RAKE

Code No.	
272-1	Edging Knife with 36"T Handle 12 Pcs Per Woven Sack.
272-2	Dutch Hoe with 48" steel Handle PVC Grip 10 Pcs Woven Sack.
272-3	Draw Hoe with 48" Steel Handle with PVC Grip 10 Pcs Per Woven Sack.
272-4	3-Prong Cultivator with 48" Steel Handle 10 Pcs Per Woven Sack.
272-5	Twisted Fork (Heavy Duty) with 48" Steel Handle. 10 Pcs Per Woven Sack.
272-6	Hoe Trovel with 48" Steel Handle. 10 Pcs Per Woven Sack.
272-7	Garden Rake with 48" Steel Handle 10 Pcs Per Woven Sack.
	(Available 8, 10, 12, 14, 16 Teeths)
272-8	Leaf Rake 16 Tines with 48" Steel Handle. 10 Pcs Per Woven Sack.
272-9	Leaf Rake 22 Tines with 48" Steel Handle. 10 Pcs Per Woven Sack.

Code 273 UNIQUE DIGING SPADES

Code No.		
273-1w	Digging Spade with Wooden Shaft & PVC 'D' Handle.	
273-2p	Digging Spade with PVC Shaft . 5 Pcs Per Woven Sack.	
	Blade Size (MM)	Total Length (MM)
	280 x 180	1000
273-3w	Border Spade with Wooden Shaft & PVC 'D' Handle.	
273-4p	Border Spade with PVC Shaft . 5 Pcs Per Woven Sack.	
	Blade Size (MM)	Total Length (MM)
	235 x 150	900
273-5w	Shovel with Wooden Handle & PVC 'D' Handle (5 Pcs Per Woven Scak.)	
273-6p	Shovel with Polypropylene PVC 'D' Handle (5 Pcs Per Woven Scak.)	
	Blade Size (MM)	Total Length (MM)
	245 x 315	1000

Code 274 UNIQUE DIGING FORK

Code No.		
274-1w	Digging Fork with Wooden Shaft & PVC 'D' Handle.	
274-2p	Digging Fork with PVC Shaft . 5 Pcs Per Woven Sack.	
	Blade Size (MM)	Total Length (MM)
	280 x 180	1000
274-3w	Border Fork with Wooden Shaft & PVC 'D' Handle.	
274-4p	Border Fork with PVC Shaft . 5 Pcs Per Woven Sack.	
	Blade Size (MM)	Total Length (MM)
	235 x 150	925

UNIQUE

SINCE 1970

UNIQUE IMPEX

142, Industrial Point, Near Focal Point Extention,
Gadaipur, Jalandhar - 144004 (INDIA)
Ph. +91-181-2600057, 2600058
Tele-Fax. : +91-181-2600056
E-mail: uniqueimpexindia1@gmail.com
Website: http:// www.uniquevices.com

Ganga Graphics 0181-2212257